



BROCHURE

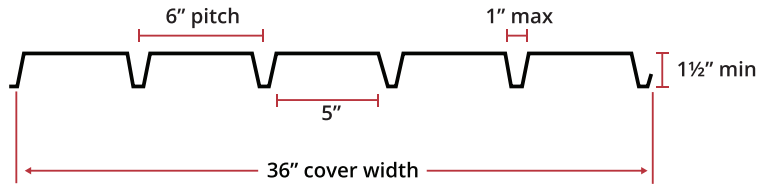
# **L.B. Foster Commercial Decking**

# Commercial Decking

L.B. Foster's commercial structural steel decking is ideal for special design applications, tight construction schedules, and quick installation processes.

## A Deck (Narrow Rib) Roof Deck

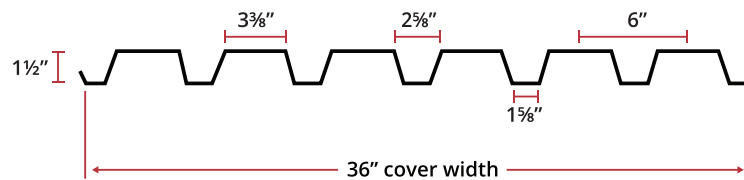
- > 1.5" Depth
- > Gauges stocked: 22 and 20
- > Galvanized or painted finish



- > Used with smaller insulation, small spans, and lighter duty applications. Typically found on older buildings, mostly re-roof & repair situations. Support lightweight concrete and waterproof membrane.

## B Deck (Wide Rib) Roof Deck

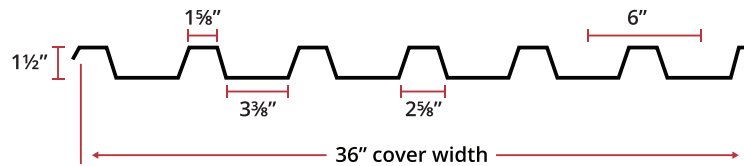
- > 1.5" Depth
- > Gauges stocked: 22 and 20
- > Galvanized or painted finish



- > Most widely used decking in the commercial space for new construction. Used with wider/larger insulation, long spans, and heavier weight requirements. Best strength to weight ratio. Support lightweight concrete and waterproof membrane.

## 1.5" Form Deck

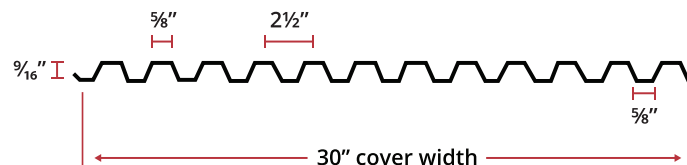
- > 1.5" Depth
- > Gauges stocked: 22 and 20
- > Galvanized or painted finish



- > Used for floors, stairways, and other commercial or residential spaces.

## 9/16" Form Deck

- > 9/16" Depth
- > Gauges stocked: 22
- > Galvanized finish



- > The 9/16" form deck is a non-composite steel decking used as a permanent form for concrete slabs, ideal for light to moderate floor loads and fast, economical installation. Supports are typically spaced 2' to 4' centers.